



WILLOW
by Kirsten Joel

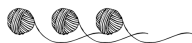
DESIGN INFORMATION

Willow is a mid-thigh length cardigan worked in an all-over lace stitch, with garter stitch hems and neckband. The fronts and back are worked in pieces from the bottom up, back & forth in rows. The drop-shoulder sleeves are worked separately in the round from the upper arm to the cuff to avoid any added bulk from seaming. The cardigan is seamed together after all pieces have been knit. Stitches are picked up around the front opening to work the garter stitch neckband.

The sample is knit with Brooklyn Tweed's Quarry, a 100% woolen spun chunky weight wool, in the colorway Granite. This is a cozy layer perfect for chilly fall mornings and cold winter days. The combination of Quarry and the all-over lace pattern make Willow an incredibly light, yet superbly warm cardigan.

Please share your progress on Instagram by tagging me @kirstenjoel_designs and using the hashtag #willowcardigan. I love to see all of your WIP and finished projects!

SKILL LEVEL



FINISHED MEASUREMENTS

Sizes 1 (2, 3, 4, 5) (6, 7, 8, 9)

Finished Chest Measurements 42 (46, 50, 54, 58) (62, 66, 70, 74)"

To fit 30 (34, 38, 42, 46) (50, 54, 58, 62)" chest; designed to fit with 12-14" positive ease.

Sample shown is size 2, worn on 34" chest with 12" positive ease.

YARN

Brooklyn Tweed Quarry - Chunky weight, 100% Targhee-Columbia wool; 200 yards (182 meters) / 100 g (3.5 oz)

6 (6, 7, 7, 8) (9, 10, 11, 12) skeins, photographed in Granite

Or ~ 1086 (1158, 1365, 1455, 1634) (1824, 2057, 2182, 2454) yards of a chunky weight wool yarn

GAUGE

12 sts and 18 rows = 4" over Lace stitch with larger needles, blocked

NEEDLES

US 9 / 5.5 mm 32" circular needles, or size to obtain gauge, for body

US 9 / 5.5 mm 9" shortie circulars or DPNs, or size to obtain gauge, for sleeves

US 8 / 5 mm 32" circular needles, for body hem and neckband

US 8 / 5 mm 9" shortie circulars or DPNs, for sleeve cuffs

TOOLS

Waste yarn, locking stitch markers (7), tapestry needle, blocking wires, blocking pins.

HELPFUL LINKS

For help with the following techniques, visit the following links:

[Swatching](#)

[Blocking](#)

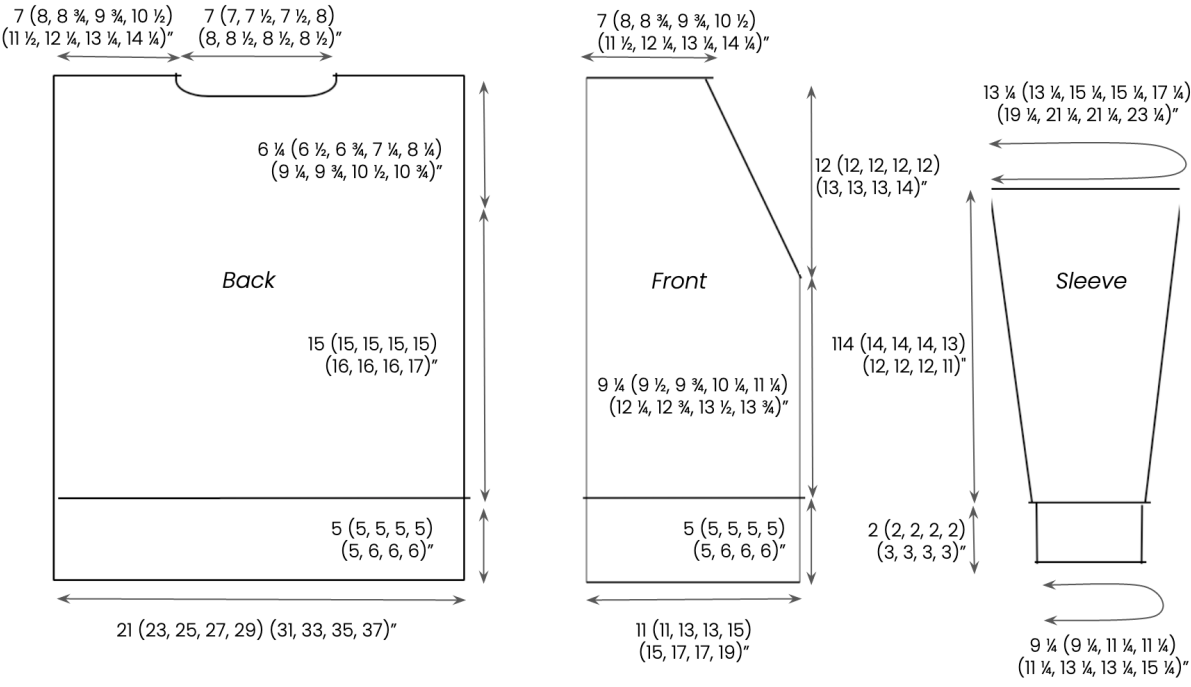
[Picking Up Stitches](#)

[Mattress Stitch](#)



kirstenjoel.com
All text, images, & illustrations ©2023 Kirsten Joel
For personal use only

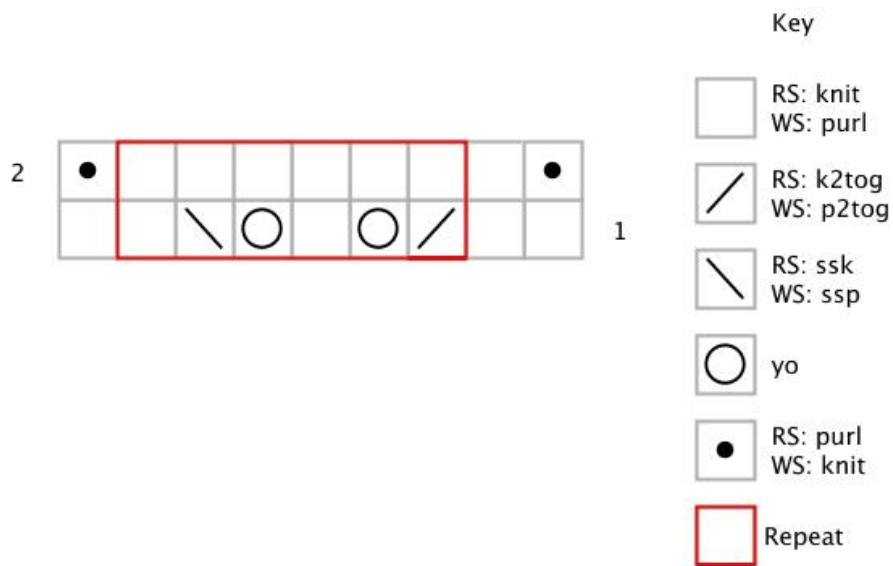
SCHEMATIC



LACE STITCH PATTERN

CHART INSTRUCTIONS

Worked Flat (mult of 6+3)



Worked in the Round (mult of 6+1)



WRITTEN INSTRUCTIONS

Worked Flat(multiple of 6 sts + 3)

Row 1 (RS): K2, *k2tog, yo, k1, yo, ssk, k1; rep from * to last st, k1

Row 2 (WS): K1, purl to last st, k1

Rep Rows 1 - 2 for pattern

Worked in the Round(multiple of 6 sts + 1)

Rnd 1: K1, *k2tog, yo, k1, yo, ssk, k1; rep from * to end

Rnd 2: Knit

Rep Rnds 1 - 2 for pattern

kirstenjoel.com

All text, images, & illustrations ©2023 Kirsten Joel
For personal use only



ABOUT THE DESIGNER

Originally from Los Angeles, Kirsten moved to Charleston, SC with her husband Jason and quickly planted roots with a group of girlfriends and started her family. She strongly believes in designing knit patterns that are portable, meditative, and quietly sophisticated. Her designs allow you to be present for all of life's little moments and create finished pieces that will quickly become wardrobe staples. She loves working with wool, silk, cotton, and linen in classic, neutral colors.

CREDITS

Tech Editing: Chaitanya Muralidhara

CONTACT

A lot of hard work goes into ensuring these patterns are simple to understand and error free. If you get stuck, need extra guidance, or think there may be an error please email hello@kirstenjoel.com and I will connect with you as soon as I can.

SUBSCRIBE

Enjoyed this pattern? [Subscribe to my newsletter](#) to be the first to know when new designs are launched. I'll also send helpful tips & techniques so that you can connect with your craft and make the most of your knitting practice.

YOU MIGHT ALSO LIKE...



MORNING
cardigans



SOLITUDE
cardigans



LATTE
cardigans

kirstenjoel.com

All text, images, & illustrations ©2023 Kirsten Joel
For personal use only